
































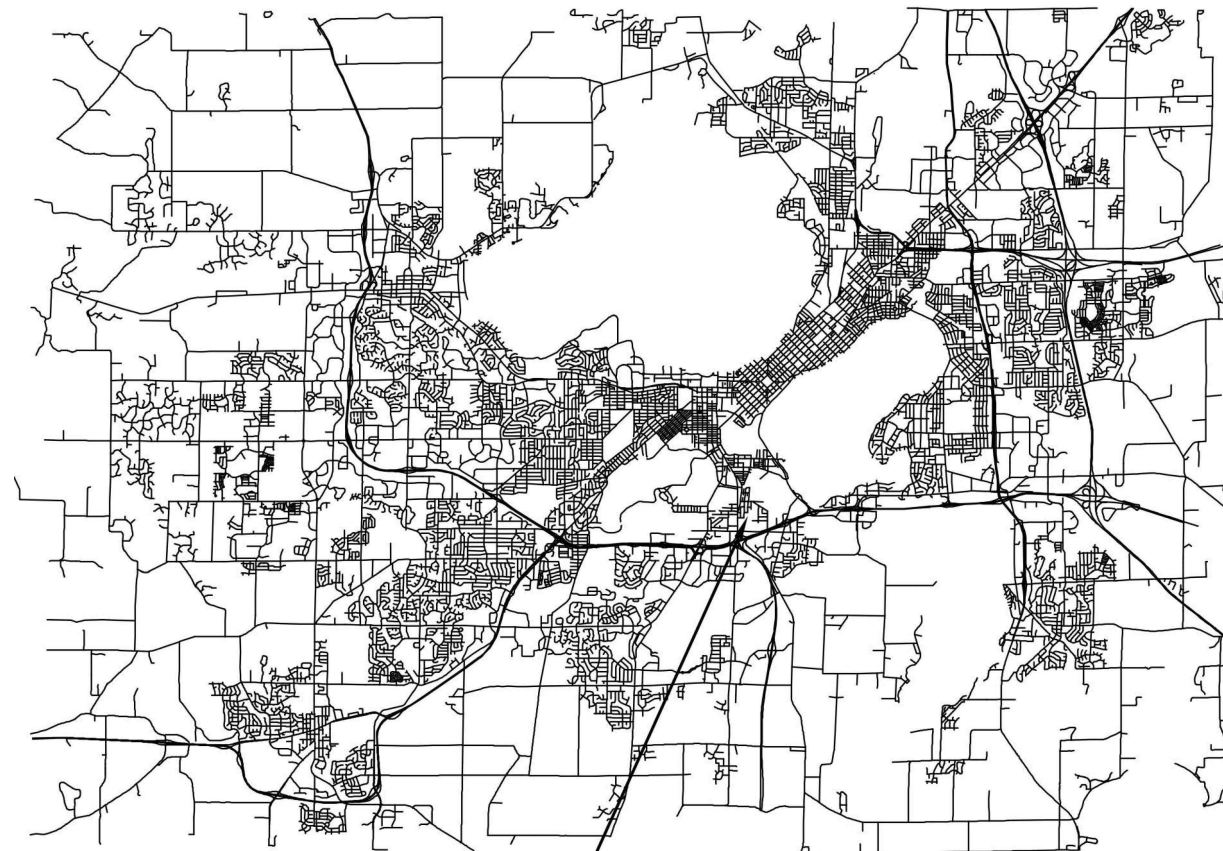


LEGEND

-  EX. ELECTRICAL HAND HOLE
-  EX. ELECTRICAL PEDESTAL
-  EX. TELEPHONE PEDESTAL
-  EX. TREE
-  EX. WATER HYDRANT
-  EX. WATER VALVE
-  EX. PROPERTY LINE
-  EX. EASEMENT
-  EX. FENCE LINE
-  EX. TREE LINE
-  EX. CONTOUR (INDEX)
-  EX. CONTOUR (INTER)
-  EX. ABANDONED UTILITY
-  EX. ELECTRIC
-  EX. FIBER OPTIC
-  EX. NATURAL GAS
-  EX. OVERHEAD LINE
-  EX. SANITARY SEWER
-  EX. STORM SEWER
-  EX. CABLE TV
-  EX. UNDERGROUND TELEPHONE
-  EX. WATER LINE
-  EX. GRAVEL
-  EX. CONCRETE
-  PRO. SPOT ELEVATION
-  PRO. CONTOUR (INDEX)
-  PRO. CONTOUR (INTER)
-  PRO. FENCE
-  PRO. GRADING LIMITS
-  PRO. SILT SOCK
-  PRO. CONSTRUCTION FENCE
-  PRO. ASPHALT
-  PRO. CONSTRUCTION ENTRANCE

2023 PENN PARK COURTS MUNIS NUMBER: 13930-51-130



PENN PARK
2101 FISHER ST.

DESIGNED BY:



City of Madison
Department of Public Works
PARKS DIVISION
City-County Building, Suite 104
210 Martin Luther King, Jr. Blvd.
Madison, WI 53703

play
**MADISON
PARKS**



PROJECT:

*2023 PENN PARK
COURTS*

Although every effort has been made in preparing these plans and checking them for accuracy, the contractor and subcontractors must check all details and dimensions of their trade and be responsible for the same.

SHEET SCHEDULE

- 0.1 COVER SHEET
- 1.1 EXISTING CONDITIONS
- 1.2 PROJECT LOCATION AND SITE ACCESS
- 1.3 DEMOLITION AND PROTECTION PLAN
- 2.1 SITE PLAN
- 3.1 GRADING AND EROSION CONTROL PLAN
- 4.1 DESIGN COMPUTATIONS
- 5.1 PAVEMENT DETAIL
- 5.2 COURT LAYOUT DETAILS
- 5.3 FENCING DETAILS
- 5.4 BASKETBALL GOAL DETAILS
- E1 SITE ELECTRICAL PLAN
- E2 UTILITY PLAN - ELECTRICAL SERVICE DETAILS

ITEM	DATE
ADVERTISED TO BID	03-30-2023

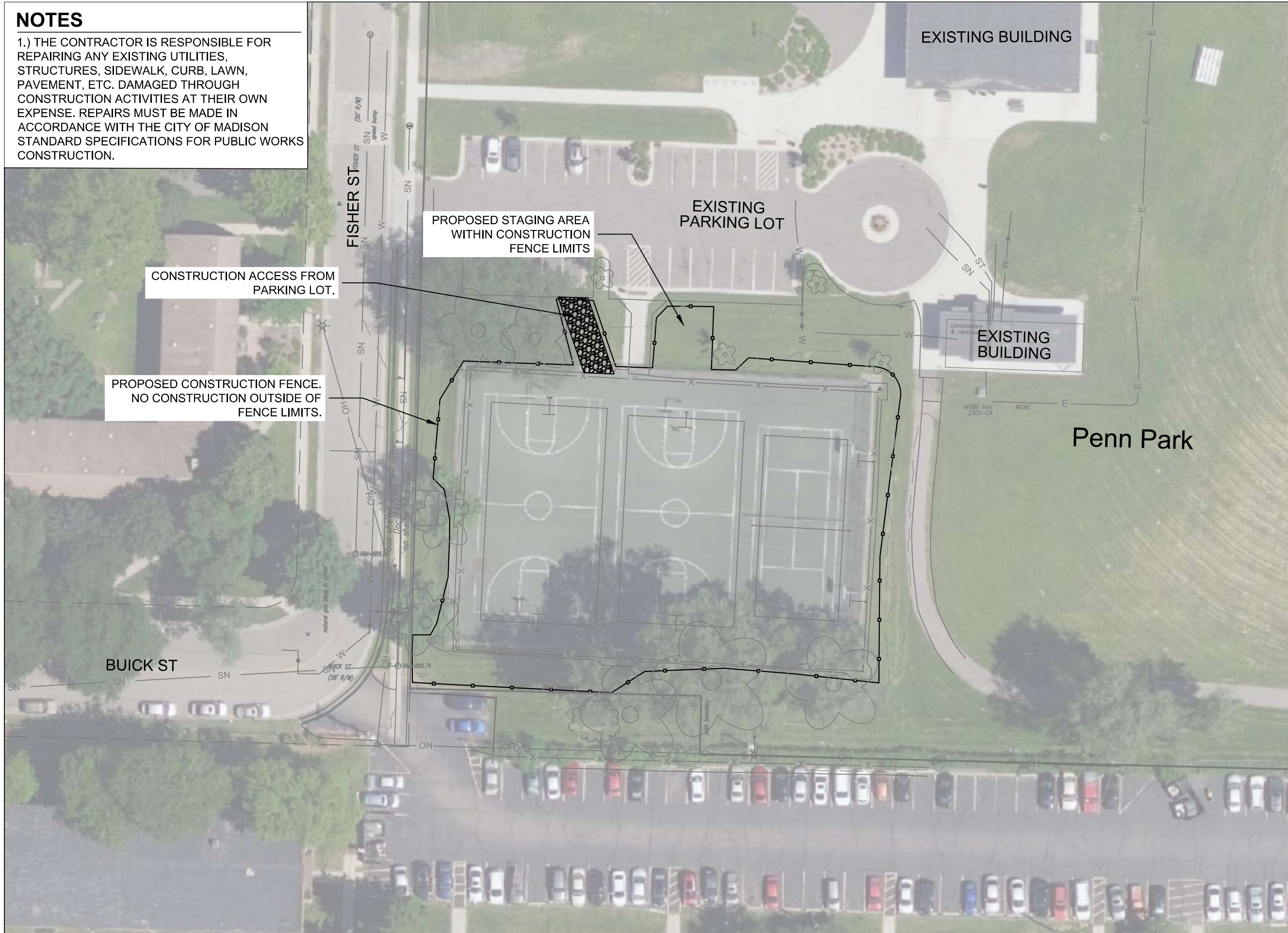
PUBLIC WORKS PROJECT #:
9327

SHEET TITLE:
COVER SHEET

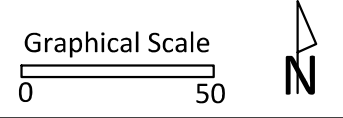
SHEET NUMBER:

NOTES

1.) THE CONTRACTOR IS RESPONSIBLE FOR REPAIRING ANY EXISTING UTILITIES, STRUCTURES, SIDEWALK, CURB, LAWN, PAVEMENT, ETC. DAMAGED THROUGH CONSTRUCTION ACTIVITIES AT THEIR OWN EXPENSE. REPAIRS MUST BE MADE IN ACCORDANCE WITH THE CITY OF MADISON STANDARD SPECIFICATIONS FOR PUBLIC WORKS CONSTRUCTION.



City of Madison
 Department of Public Works
PARKS DIVISION
 City-County Building, Suite 104
 210 Martin Luther King, Jr. Blvd.
 Madison, WI 53703



PROJECT:
**PENN PARK COURTS
 RECONSTRUCTION**

PROJECT ADDRESS:
**2101 FISHER ST
 MADISON, WI 53713**

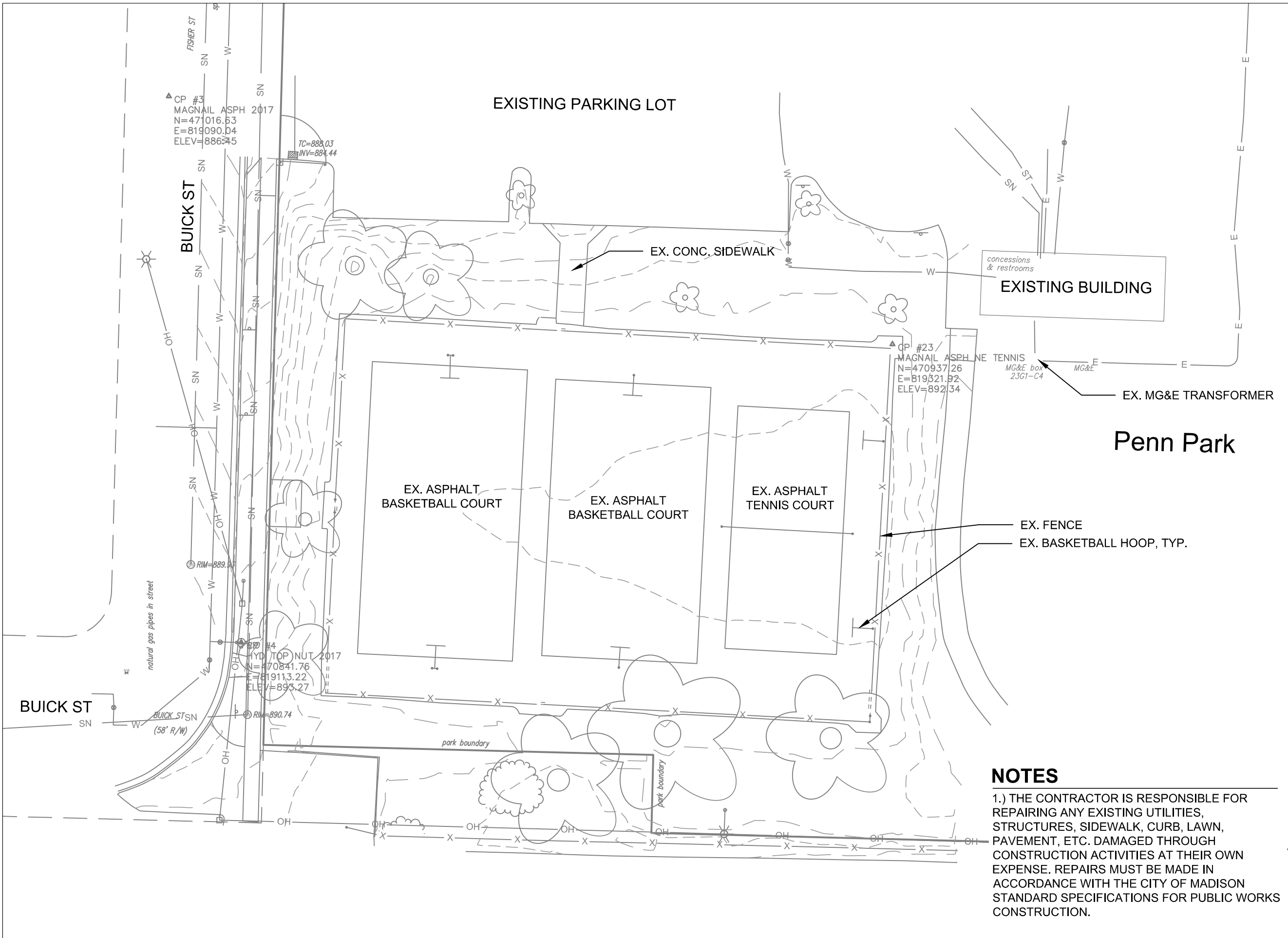
Although every effort has been made in preparing these plans and checking them for accuracy, the contractor and subcontractors must check all details and dimensions of their trade and be responsible for the same.

ITEM	DATE
ADVERTISED TO BID	03-30-2023

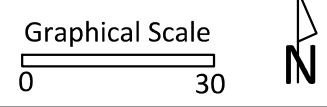
PUBLIC WORKS PROJECT #:
9327

SHEET TITLE:
**PROJECT LOCATION
 AND SITE ACCESS**

SHEET NUMBER:
1.1



City of Madison
 Department of Public Works
PARKS DIVISION
 City-County Building, Suite 104
 210 Martin Luther King, Jr. Blvd.
 Madison, WI 53703



PROJECT:
**PENN PARK COURTS
 RECONSTRUCTION**

PROJECT ADDRESS:
**2101 FISHER ST
 MADISON, WI 53713**

Although every effort has been made in preparing these plans and checking them for accuracy, the contractor and subcontractors must check all details and dimensions of their trade and be responsible for the same.

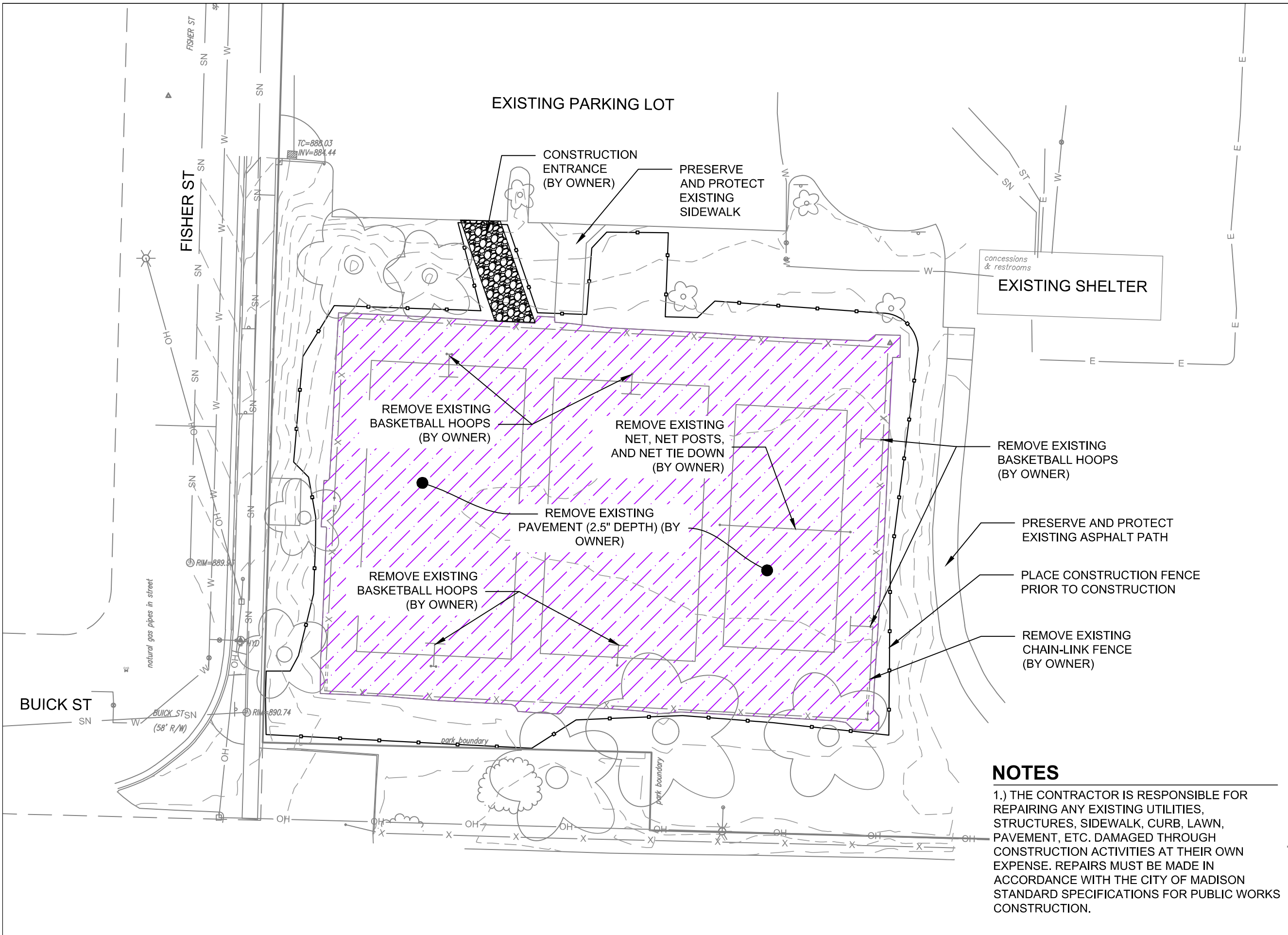
ITEM	DATE
ADVERTISED TO BID	03-30-2023

PUBLIC WORKS PROJECT #:
9327

SHEET TITLE:
EXISTING CONDITIONS

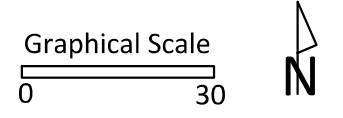
SHEET NUMBER:
1.2

NOTES
 1.) THE CONTRACTOR IS RESPONSIBLE FOR REPAIRING ANY EXISTING UTILITIES, STRUCTURES, SIDEWALK, CURB, LAWN, PAVEMENT, ETC. DAMAGED THROUGH CONSTRUCTION ACTIVITIES AT THEIR OWN EXPENSE. REPAIRS MUST BE MADE IN ACCORDANCE WITH THE CITY OF MADISON STANDARD SPECIFICATIONS FOR PUBLIC WORKS CONSTRUCTION.



City of Madison
 Department of Public Works
PARKS DIVISION
 City-County Building, Suite 104
 210 Martin Luther King, Jr. Blvd.
 Madison, WI 53703

play
MADISON
PARKS



PROJECT:
**PENN PARK COURTS
 RECONSTRUCTION**

PROJECT ADDRESS:
**2101 FISHER ST
 MADISON, WI 53713**

Although every effort has been made in preparing these plans and checking them for accuracy, the contractor and subcontractors must check all details and dimensions of their trade and be responsible for the same.

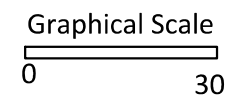
ITEM	DATE
ADVERTISED TO BID	03-30-2023

PUBLIC WORKS PROJECT #:
9327

SHEET TITLE:
**DEMOLITION AND
 EROSION CONTROL
 PLAN**

SHEET NUMBER:
1.3

NOTES
 1.) THE CONTRACTOR IS RESPONSIBLE FOR REPAIRING ANY EXISTING UTILITIES, STRUCTURES, SIDEWALK, CURB, LAWN, PAVEMENT, ETC. DAMAGED THROUGH CONSTRUCTION ACTIVITIES AT THEIR OWN EXPENSE. REPAIRS MUST BE MADE IN ACCORDANCE WITH THE CITY OF MADISON STANDARD SPECIFICATIONS FOR PUBLIC WORKS CONSTRUCTION.



PROJECT:
**PENN PARK COURTS
 RECONSTRUCTION**

PROJECT ADDRESS:
**2101 FISHER ST
 MADISON, WI 53713**

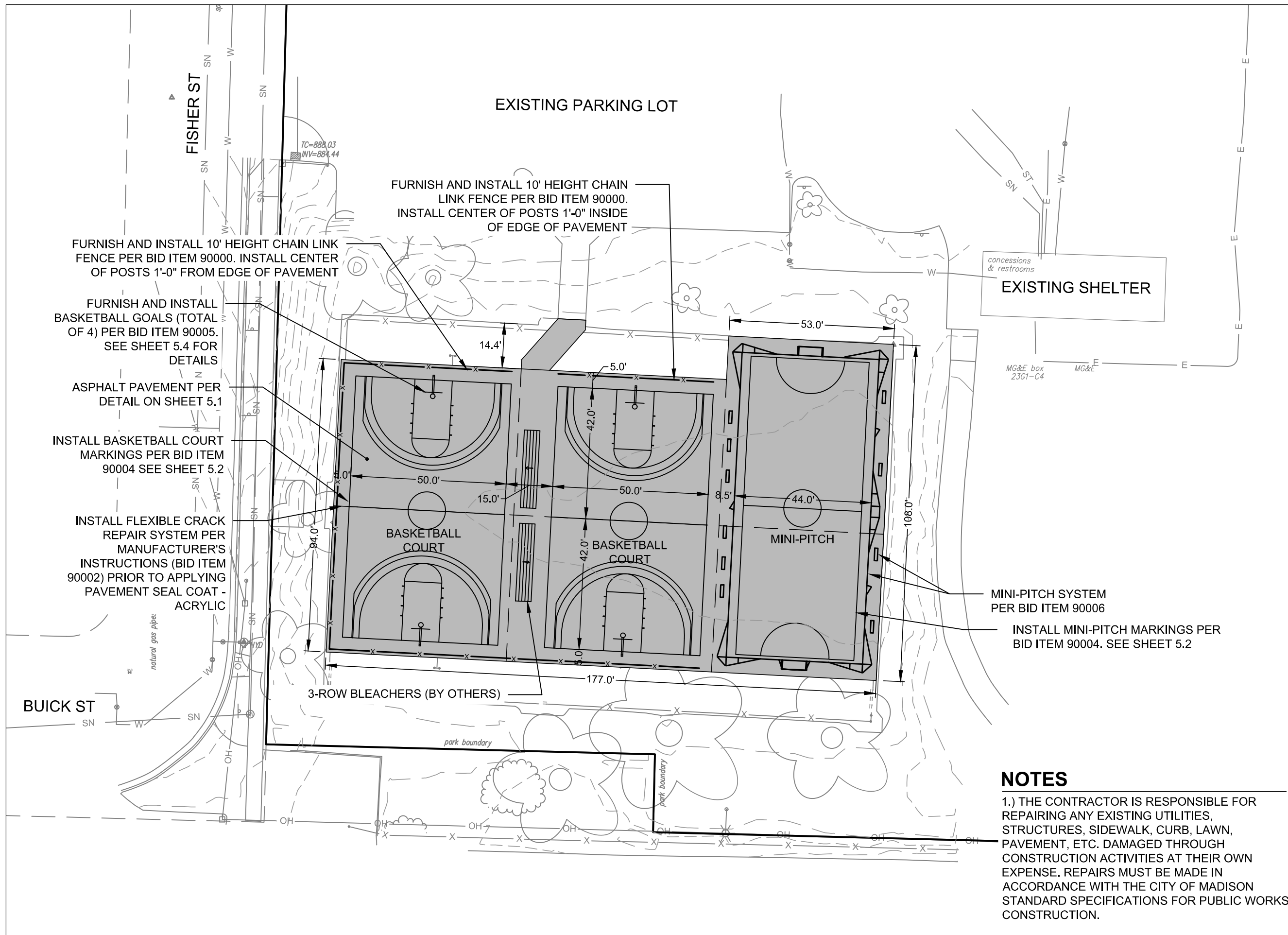
Although every effort has been made in preparing these plans and checking them for accuracy, the contractor and subcontractors must check all details and dimensions of their trade and be responsible for the same.

ITEM	DATE
ADVERTISED TO BID	03-30-2023

PUBLIC WORKS PROJECT #:
9327

SHEET TITLE:
SITE PLAN

SHEET NUMBER:
2.1



NOTES
 1.) THE CONTRACTOR IS RESPONSIBLE FOR REPAIRING ANY EXISTING UTILITIES, STRUCTURES, SIDEWALK, CURB, LAWN, PAVEMENT, ETC. DAMAGED THROUGH CONSTRUCTION ACTIVITIES AT THEIR OWN EXPENSE. REPAIRS MUST BE MADE IN ACCORDANCE WITH THE CITY OF MADISON STANDARD SPECIFICATIONS FOR PUBLIC WORKS CONSTRUCTION.

NOTES

1.) ALL DISTURBED AREAS SHALL RECEIVE CLASS I, URBAN TYPE A EROSION CONTROL MATTING

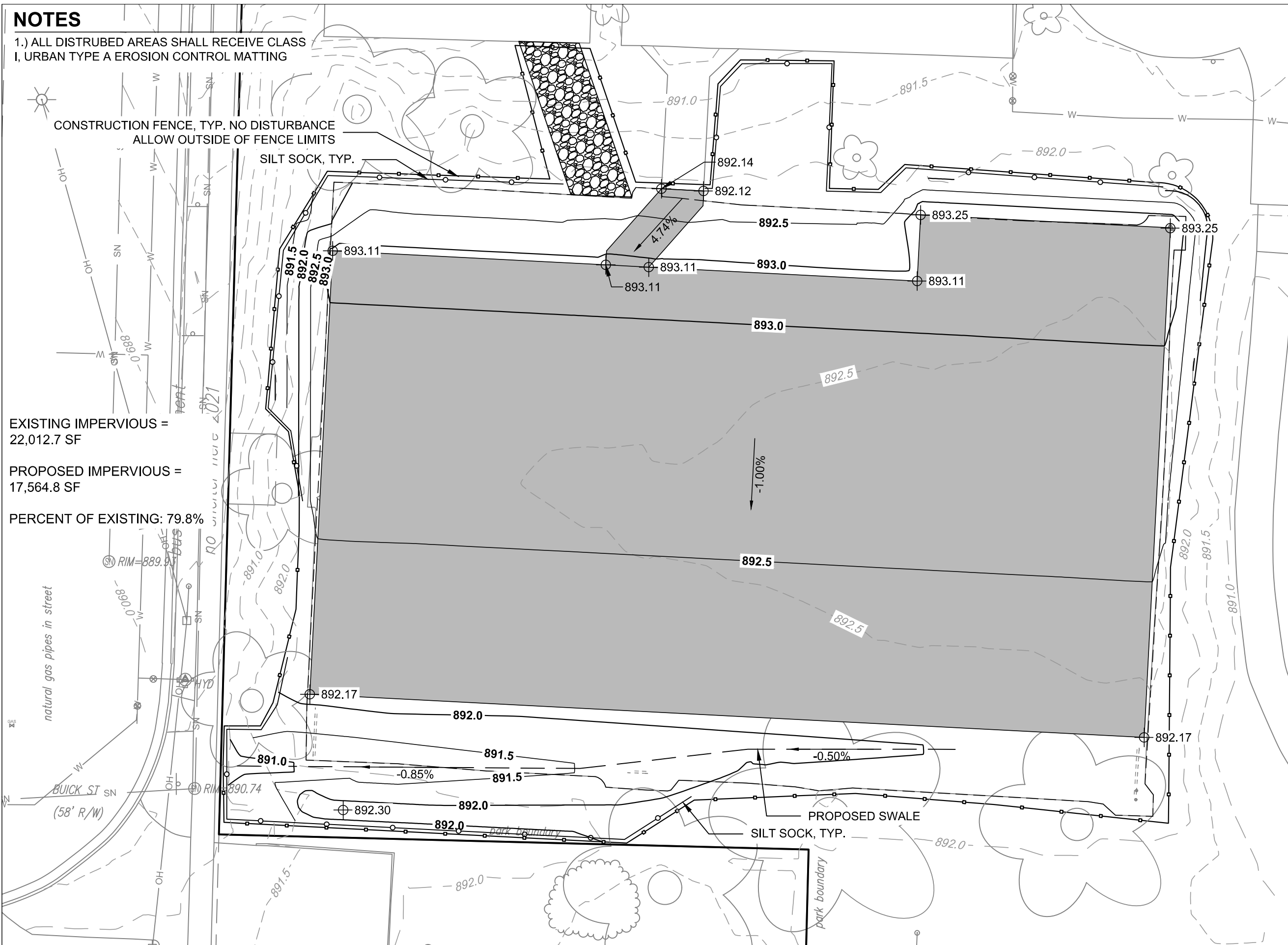
CONSTRUCTION FENCE, TYP. NO DISTURBANCE ALLOW OUTSIDE OF FENCE LIMITS

SILT SOCK, TYP.

EXISTING IMPERVIOUS = 22,012.7 SF

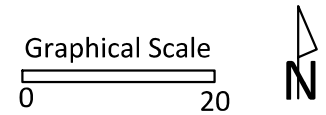
PROPOSED IMPERVIOUS = 17,564.8 SF

PERCENT OF EXISTING: 79.8%



City of Madison
 Department of Public Works
PARKS DIVISION
 City-County Building, Suite 104
 210 Martin Luther King, Jr. Blvd.
 Madison, WI 53703

play
MADISON
PARKS



PROJECT:
PENN PARK COURTS RECONSTRUCTION

PROJECT ADDRESS:
**2101 FISHER ST
 MADISON, WI 53713**

Although every effort has been made in preparing these plans and checking them for accuracy, the contractor and subcontractors must check all details and dimensions of their trade and be responsible for the same.

ITEM	DATE
ADVERTISED TO BID	03-30-2023

PUBLIC WORKS PROJECT #:
9327

SHEET TITLE:
GRADING AND EROSION CONTROL PLAN

SHEET NUMBER:
3.1

Penn Park Courts Reconstruction

City of Madison Public Works Contract 9306

Date: 3/13/2023

Notes:

Positive volumes are cuts, negative volumes are fills.

Not all parts of all surface models (Digital Terrain Models) are used for computations or intended for actual construction.

Sort	Grp	Material	Item	From Surface Model	To Surface Model	area (sq ft)	depth (ft)	Unfactored volume (cu ft)	Unfactored volume (cu yd)	Expansion Factor (%)	Factored (Uncompacted) Volume (cu yd)
1.1	Grass to Grass	Topsoil Excavate	Strip 6" topsoil	n/a	n/a	2784.00	0.50	1392.00	51.6	0%	51.6
1.2	Grass to Grass	Subsoil Excavate	Cut subsoil to proposed subgrade	Ex-6in	Pro-6in	2784.00	varies	311.58	11.5	0%	11.5
1.3	Grass to Grass	Subsoil Place	Fill subsoil to proposed subgrade	Ex-6in	Pro-6in	2784.00	varies	-626.67	-23.2	0%	-23.2
1.4	Grass to Grass	Topsoil Place	Place 6" topsoil	n/a	n/a	2784.00	-0.50	-1392.00	-51.6	0%	-51.6
2.1	Pavement to Grass	Gravel Excavate	8.5" Depth Material	n/a	n/a	4414.00	0.71	3126.44	115.8	0%	115.8
2.2	Pavement to Grass	Subsoil Excavate	Cut subsoil to proposed subgrade	Ex-11in	Pro-6in	4414.00	varies	184.14	6.8	0%	6.8
2.3	Pavement to Grass	Subsoil Place	Fill subsoil to proposed subgrade	Ex-11in	Pro-6in	4414.00	varies	-1841.40	-68.2	0%	-68.2
2.4	Pavement to Grass	Topsoil Place	Place 6" topsoil	n/a	n/a	4414.00	-0.50	-2207.00	-81.7	0%	-81.7
3.1	Pavement to Pavement	Gravel Excavate	8.5" Depth Material	n/a	n/a	17565.00	0.71	12441.29	460.8	0%	460.8
3.2	Pavement to Pavement	Subsoil Excavate	Cut subsoil to proposed subgrade	Ex-11in	Pro-15in	17565.00	varies	3635.82	134.7	0%	134.7
3.3	Pavement to Pavement	Subsoil Place	Fill subsoil to proposed subgrade	Ex-11in	Pro-15in	17565.00	varies	-1492.56	-55.3	0%	-55.3
3.4	Pavement to Pavement	New Pavement and Base	15" depth material	n/a	n/a	17565.00	-1.25	-21956.25	-813.2	0%	-813.2

Computation Summary

Positive volumes are cuts (material available), negative volumes are fills (material needed)

Row Labels	Sum of Factored (Uncompacted) Volume (cu yd)
Gravel Excavate	576.58
New Pavement and Base	-813.19
Subsoil Excavate	153.02
Subsoil Place	-146.69
Topsoil Excavate	51.56
Topsoil Place	-133.30
Grand Total	-312.02

Bid Item	Quantity	Units	Relation to Table Above
20101 Excavation Cut	781	CY	= Subsoil Excavate + Topsoil Excavate + Gravel Excavate
20221 Topsoil	798	SY	= (Topsoil Place)/-.167

City of Madison
Department of Public Works
PARKS DIVISION

City-County Building, Suite 104
210 Martin Luther King, Jr. Blvd.
Madison, WI 53703



PROJECT:

*PENN PARK COURTS
RECONSTRUCTION*

PROJECT ADDRESS:

*2101 FISHER ST
MADISON, WI 53713*

Although every effort has been made in preparing these plans and checking them for accuracy, the contractor and subcontractors must check all details and dimensions of their trade and be responsible for the same.

ITEM	DATE
ADVERTISED TO BID	03-30-2023

PUBLIC WORKS PROJECT #:
9327

SHEET TITLE:
*DESIGN
COMPUTATIONS*

SHEET NUMBER:

4.1

City of Madison
 Department of Public Works
PARKS DIVISION
 City-County Building, Suite 104
 210 Martin Luther King, Jr. Blvd.
 Madison, WI 53703



PROJECT:

*PENN PARK COURTS
 RECONSTRUCTION*

PROJECT ADDRESS:

*2101 FISHER ST
 MADISON, WI 53713*

Although every effort has been made in preparing these plans and checking them for accuracy, the contractor and subcontractors must check all details and dimensions of their trade and be responsible for the same.

ITEM	DATE
ADVERTISED TO BID	03-30-2023

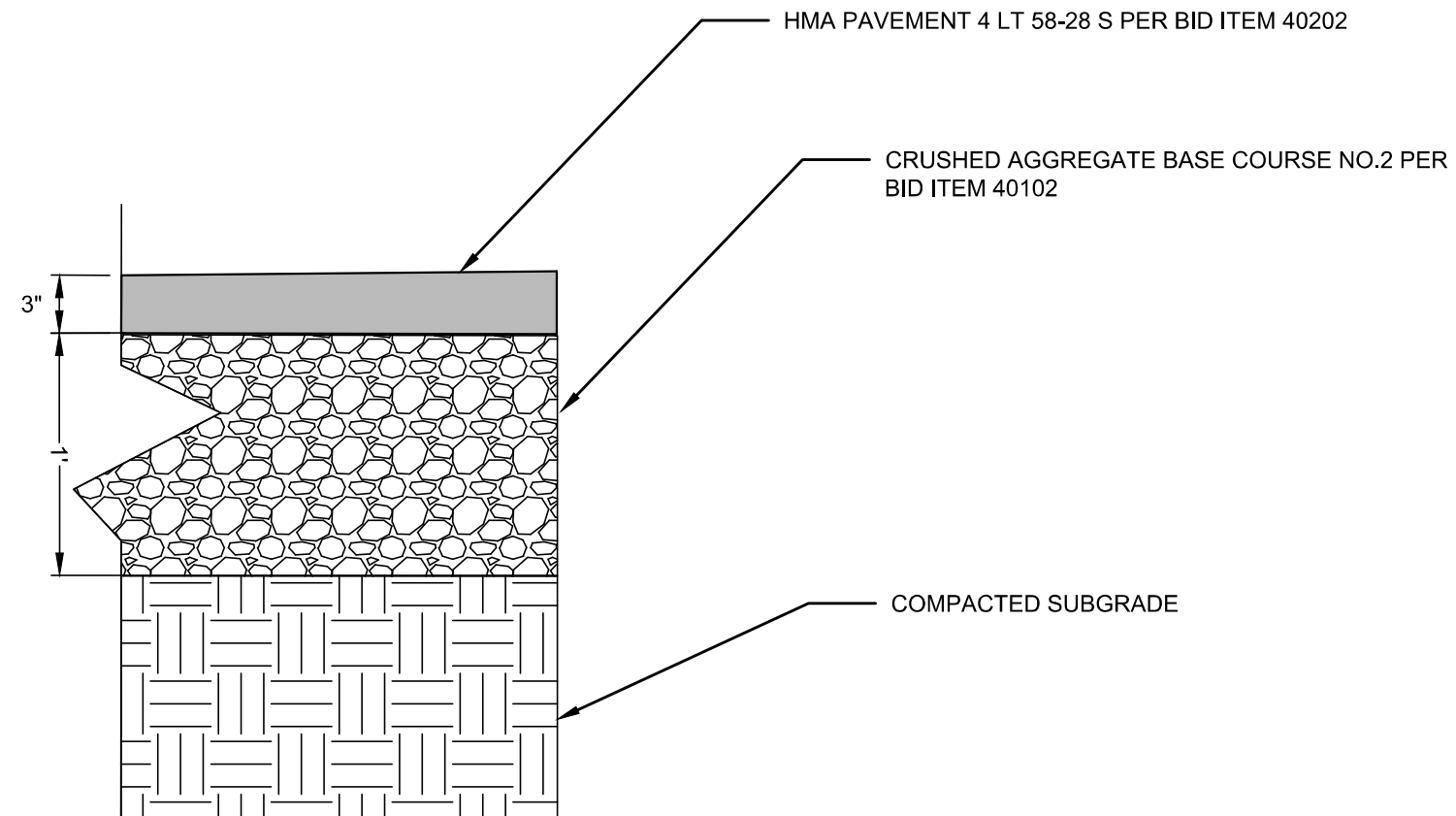
PUBLIC WORKS PROJECT #:
 9327

SHEET TITLE:

PAVEMENT DETAIL

SHEET NUMBER:

5.1



1 ASPHALT PAVEMENT SECTION
 NTS

PROJECT:

**PENN PARK COURTS
 RECONSTRUCTION**

PROJECT ADDRESS:

**2101 FISHER ST
 MADISON, WI 53713**

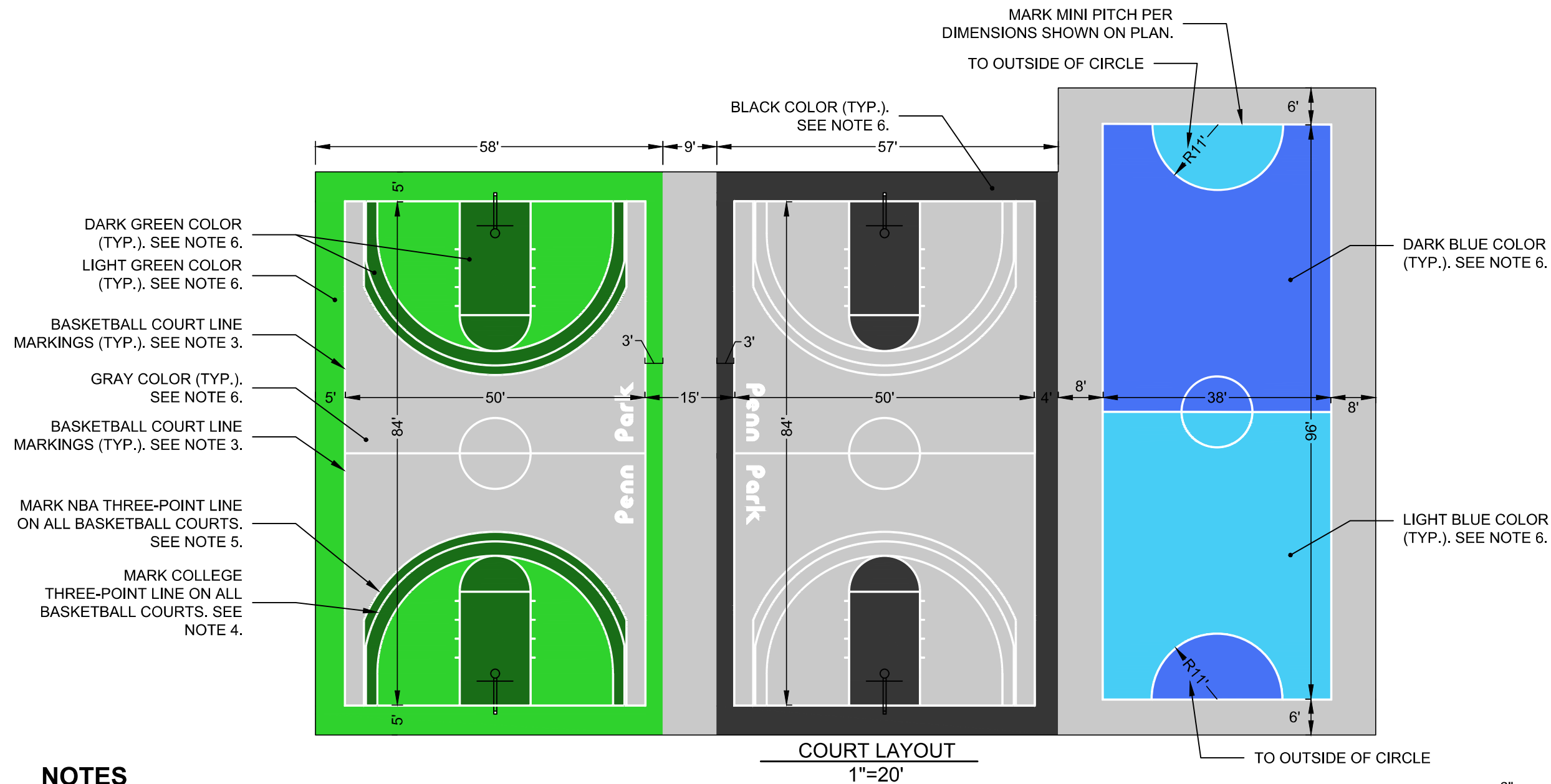
Although every effort has been made in preparing these plans and checking them for accuracy, the contractor and subcontractors must check all details and dimensions of their trade and be responsible for the same.

ITEM	DATE
ADVERTISED TO BID	03-30-2023

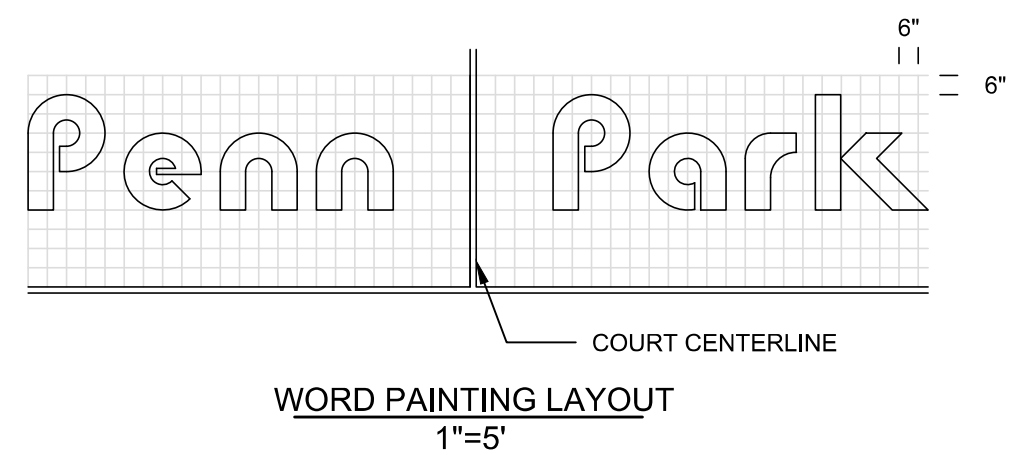
PUBLIC WORKS PROJECT #:
9327

SHEET TITLE:
**COURT LAYOUT
 DETAIL**

SHEET NUMBER:
5.2



COURT LAYOUT
 1"=20'



WORD PAINTING LAYOUT
 1"=5'

1 COURT LAYOUT DETAIL

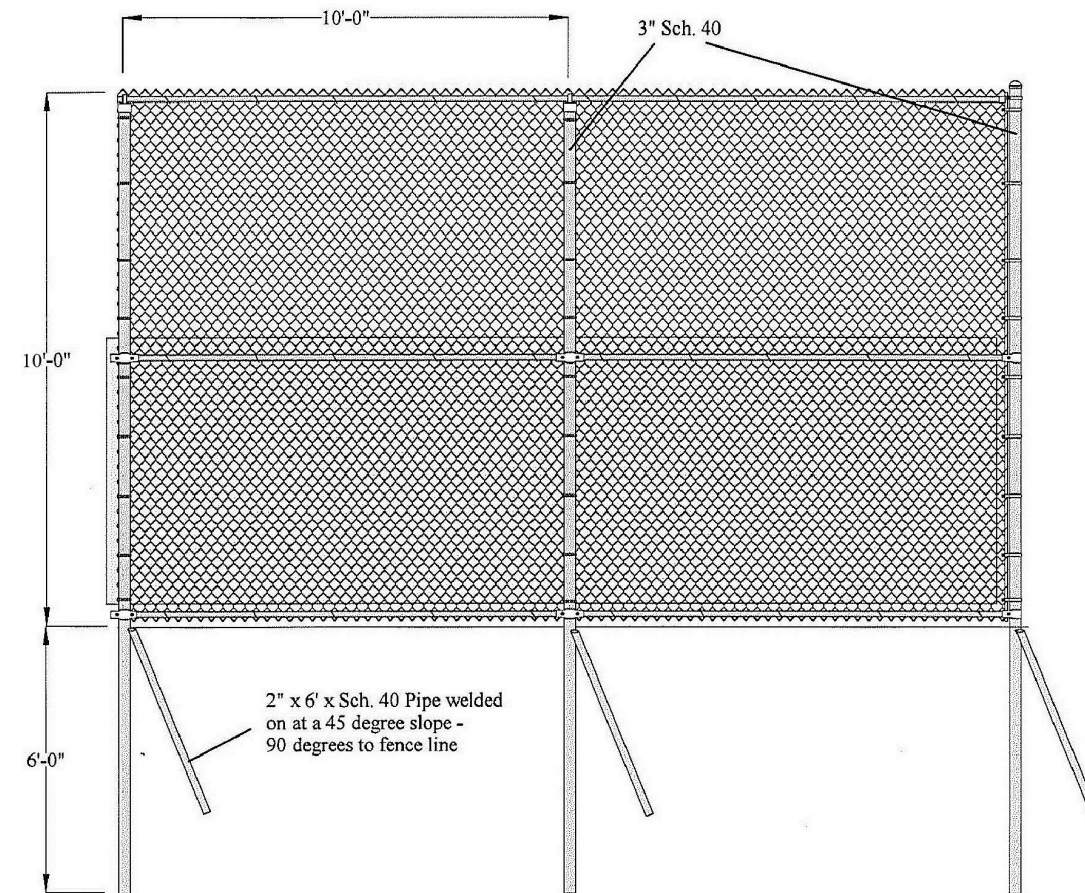
NOTES

- ALL DIMENSIONS TO OR FROM LINE MARKING FROM THE INSIDE EDGE OF LINE MARKINGS UNLESS OTHERWISE NOTED.
- ALL LINE MARKINGS SHOWN SHALL BE WHITE COLOR AND 2" WIDTH. SEE SPECIFICATIONS ITEM 90004 FOR ADDITIONAL LINE PAINTING INFORMATION.
- UNLESS OTHERWISE NOTED, ALL BASKETBALL COURT LINE MARKINGS SHALL BE IN ACCORDANCE NATIONAL FEDERATION OF STATE HIGH SCHOOL ASSOCIATIONS COURT LAYOUT GUIDELINES. A DIAGRAM CAN BE FOUND HERE: https://www.nfhs.org/media/1018381/basketball_court_diagram.pdf
- COLLEGE THREE-POINT LINE MARKINGS SHALL BE IN ACCORDANCE WITH 2022-2023 NCAA DIMENSIONS. A DIAGRAM CAN BE FOUND HERE: https://ncaaorg.s3.amazonaws.com/championships/sports/basketball/rules/common/PRXBB_CourtDiagram.pdf
- NBA THREE-POINT LINE MARKINGS SHALL BE IN ACCORDANCE WITH 2022-2023 NBA RULES. DIMENSION INFORMATION CAN BE FOUND HERE: <https://official.nba.com/rule-no-1-court-dimensions-equipment/>
- COLORS INDICATED ARE FOR ACRYLIC PAVEMENT SEAL COAT. COLOR SAMPLES SHALL BE SUBMITTED TO THE PROJECT MANAGER FOR APPROVAL PRIOR TO APPLICATION. SEE SPECIFICATIONS ITEM 90003 FOR ADDITIONAL INFORMATION.

NOTES

1) FABRIC, FRAME WORK AND FITTINGS FOR CHAIN LINK FENCE PER DETAILS SHOWN ON THIS SHEET AND IN SPECIFICATIONS SECTION 90000.

2) END/CORNER POSTS SHALL BE 3" O.D. SCHEDULE 40 WATER PIPE, GALVANIZED; LINE POSTS SHALL BE 3" O.D. SCHEDULE 40 WATER PIPE; RAILS SHALL BE 1 5/8" O.D. SCHEDULE 40 WATER PIPE, GALVANIZED; DRIVE ANCHORS SHALL BE 2' GALVANIZED SCHEDULE 40 WATER PIPE; FABRIC SHALL BE 1 3/4", 11-GAUGE MESH, ALUMINIZED.



FABRIC	Height		Mesh	Gage	Selvage	Finish	TYPE
	10'	10'	1 3/4"	11	KK	ALUM	
FRAMEWORK:	O.D.	WALL	WT PER FT	LENGTH			Schedule 40
END/CORNER POST:	3"	.203	5.79	18'			Schedule 40
LINE POST:	3"	.203	5.79	18'			Schedule 40
RAILS:	1 5/8"	.140	2.27	10' TYP.			Schedule 40

1 10' CHAIN LINK FENCE
NTS

City of Madison
Department of Public Works
PARKS DIVISION
City-County Building, Suite 104
210 Martin Luther King, Jr. Blvd.
Madison, WI 53703



PROJECT:

*PENN PARK COURTS
RECONSTRUCTION*

PROJECT ADDRESS:

*2101 FISHER ST
MADISON, WI 53713*

Although every effort has been made in preparing these plans and checking them for accuracy, the contractor and subcontractors must check all details and dimensions of their trade and be responsible for the same.

ITEM	DATE
ADVERTISED TO BID	03-30-2023

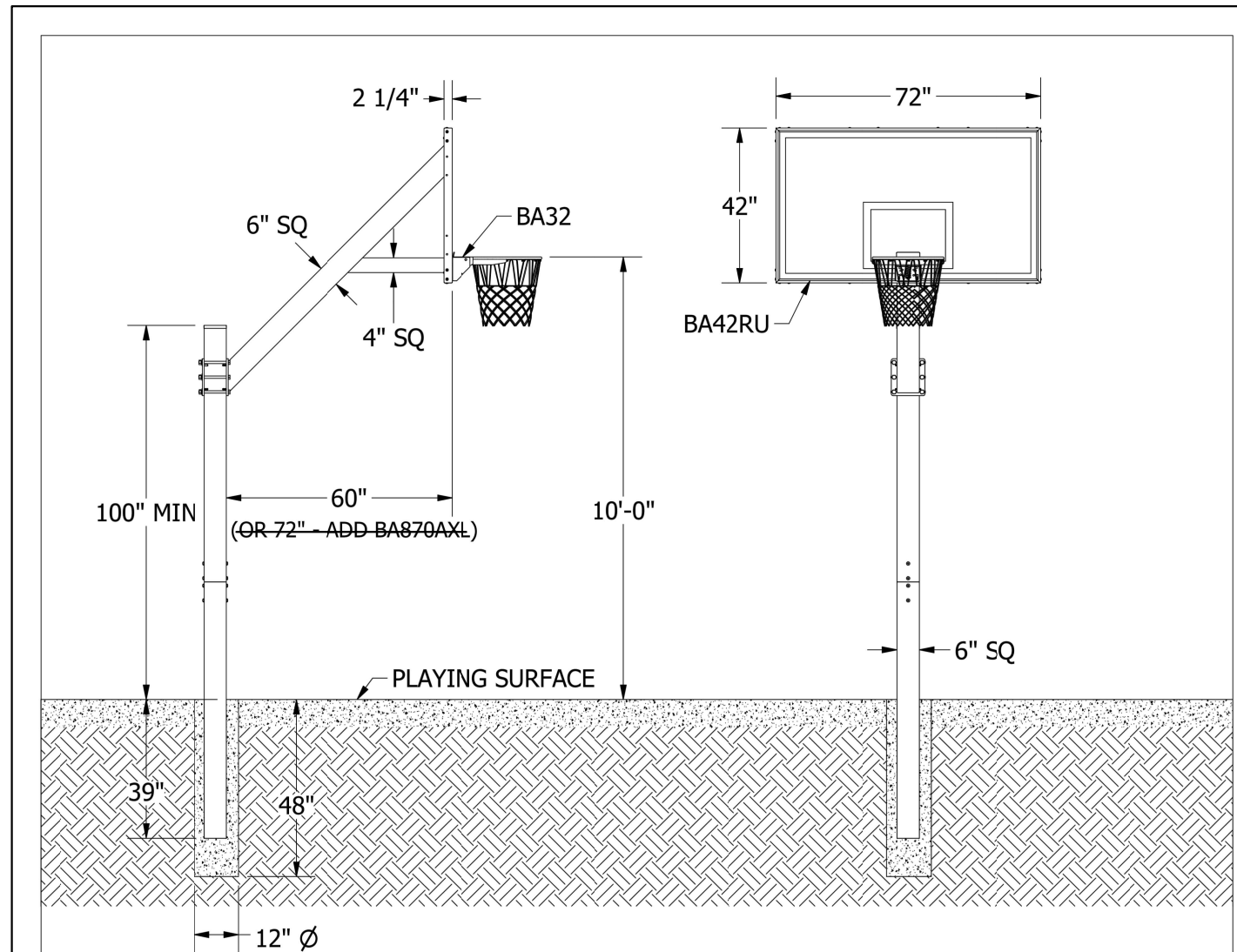
PUBLIC WORKS PROJECT #:
9327

SHEET TITLE:

FENCING DETAIL

SHEET NUMBER:

5.3



Pole assembly shall be constructed of 6" square, 3/16" wall structural steel tube suitable for a 39" in-ground installation. Pole shall be shipped in 2 pieces and attached in the middle by means of two 3/8" x 3' x 12" steel bar, and eight 1/2" x 3/4" button head cap screws forming a single, straight, rigid pole. Connecting points shall be covered by pole padding if padding is included in the system. 45° extension arm shall be 6" square, 3/16" wall structural tube with a 4" square, 1/8" wall steel tube horizontal support and 1/4" thick steel backboard support plate. Pole shall be designed so that rim mounts directly to pole to minimize stress on the backboard. Extension arm shall be mounted by means of 6 each 5/8" grade 8 bolts. Pole system shall provide a minimum setback from the front of pole to front of backboard of 60". System can be ordered with an optional 72" setback (BA870AXL) if desired. Entire pole system shall have a textured black polyester powder coated finish and carry a lifetime functional warranty. Vertical pole shall be capped to keep out rain. Backboard shall be 42" x 72" official size 1/2" clear unbreakable polycarbonate with a limited lifetime warranty. Polycarbonate shall be framed with aluminum extensions and have a white border and shooters square. Rim shall be the flexible type with official-sized 5/8" diameter ring and one-piece net attachments. Rim shall have orange powder coated finish and a 1-year limited warranty. Installation to be completed in accordance to manufacturers instructions. Do not scale drawings. Entire weight shall be 480#.



PRODUCT SPECIFICATION

BA873U-BK ULTIMATE™ POLYCARBONATE PLAYGROUND BASKETBALL SYSTEM

REVISED 5/2/22 L.M.

603 L Street, Lincoln, NE 68508 - Phone: (800) 247-7668 - Fax: (800) 638-0698 - www.bisoninc.com - info@bisoninc.com

City of Madison
 Department of Public Works
PARKS DIVISION
 City-County Building, Suite 104
 210 Martin Luther King, Jr. Blvd.
 Madison, WI 53703



PROJECT:

*PENN PARK COURTS
 RECONSTRUCTION*

PROJECT ADDRESS:

*2101 FISHER ST
 MADISON, WI 53713*

Although every effort has been made in preparing these plans and checking them for accuracy, the contractor and subcontractors must check all details and dimensions of their trade and be responsible for the same.

ITEM	DATE
ADVERTISED TO BID	03-30-2023

PUBLIC WORKS PROJECT #:

9327

SHEET TITLE:

*BASKETBALL HOOPS
 DETAIL*

SHEET NUMBER:

5.4



17 Applegate Court, Suite 200
 Madison, WI 53713
 Phone: (608) 288-9260
 email: hein@heinengr.com

PROJECT:
PENN PARK
 2101 FISHER STREET
 MADISON, WI

**PENN PARK BASKETBALL
 COURT LIGHTING**

Although every effort has been made in preparing these plans and checking them for accuracy, the contractor and subcontractors must check all details and dimensions of their trade and be responsible for the same.

ITEM	DATE
BID SET	02-09-2023

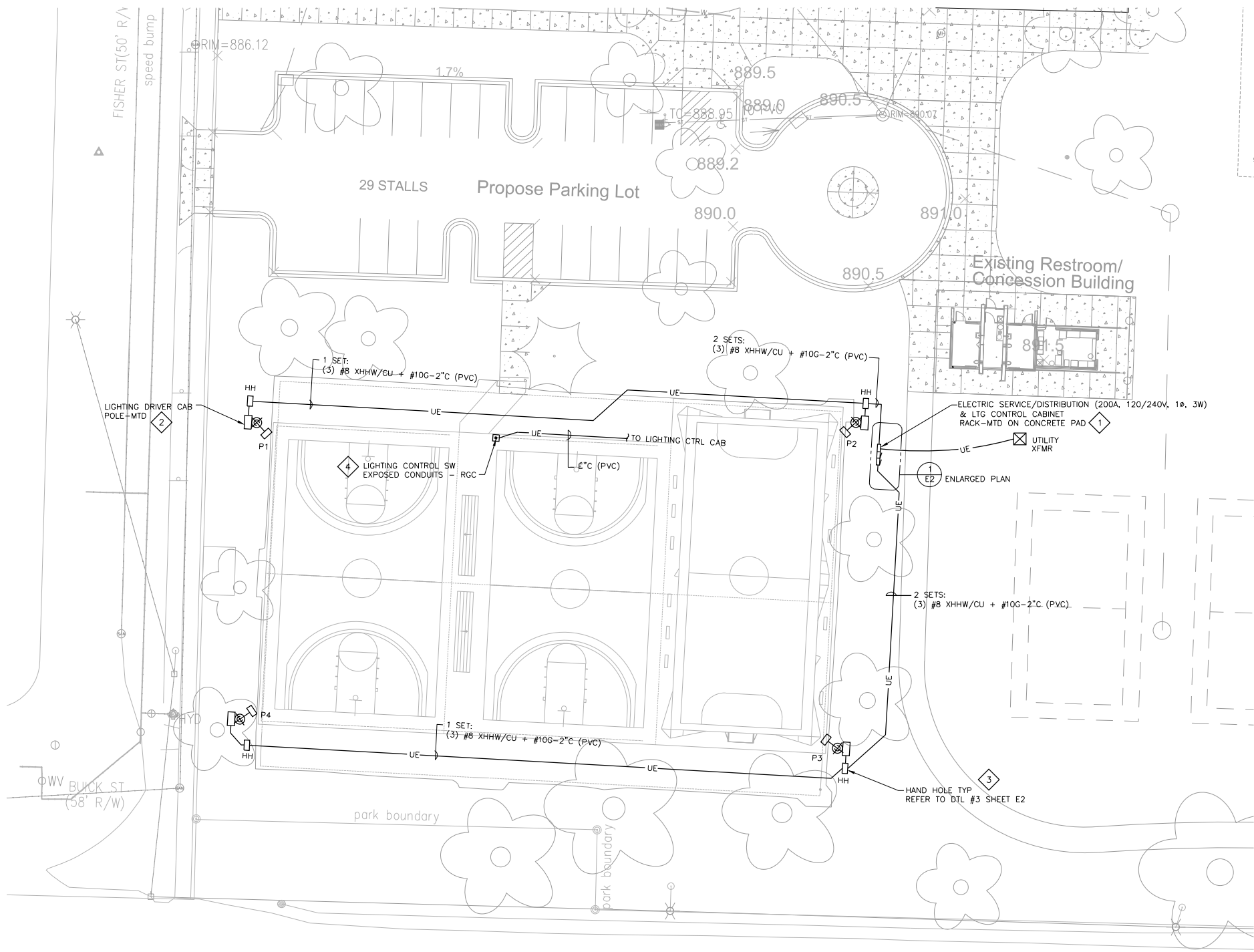
PUBLIC WORKS PROJECT #:
9327

SHEET TITLE:
**SITE ELECTRICAL
 PLAN**

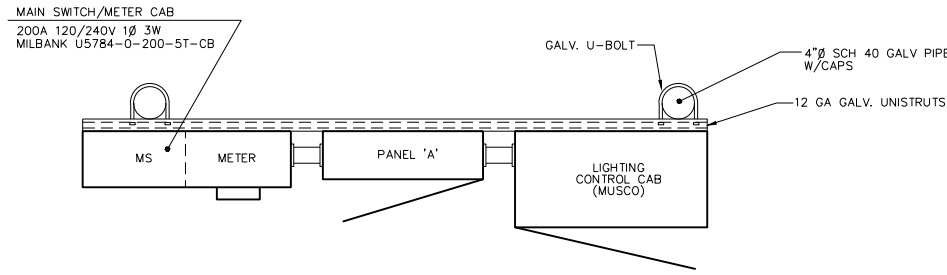
SHEET NUMBER:
E1

SYMBOL SCHEDULE	
— SAN —	EXISTING SANITARY SEWER
— W —	EXISTING WATER SERVICE
— UE —	EXISTING UNDERGROUND ELECTRICAL SERVICE
— T —	EXISTING TELEPHONE
— UE —	UNDERGROUND ELECTRICAL SERVICE
⊠	ELECTRICAL TRANSFORMER
⊞	TELEPHONE PEDESTAL
⊞	ELECTRIC METER
⊞	POLE-MTD LIGHT FIXTURE
⊞	AT GRADE HAND HOLE

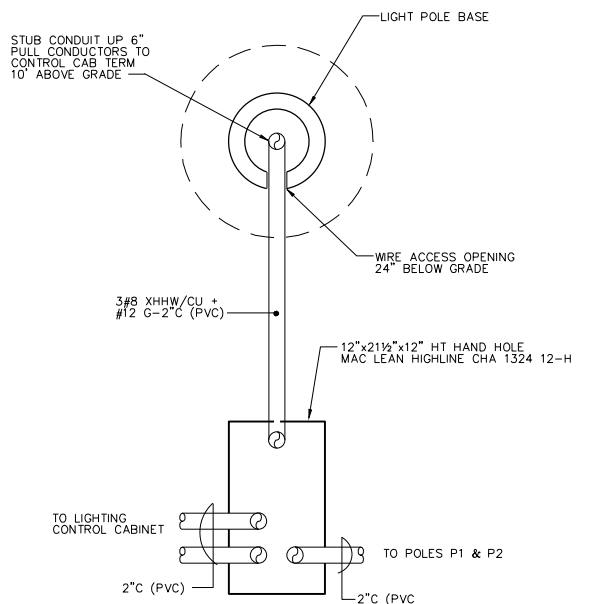
- SITE UTILITY GENERAL NOTES:**
- COORDINATE NEW ELECTRIC SERVICE INSTALLATION WITH MG&E. OWNER TO PAY ALL NEW SERVICE FEES.
- SITE UTILITY PLAN NOTES:**
- COORDINATE FINAL LOCATION OF ELECTRIC SERVICE & CONTROL CABINET WITH MG&E & OWNER.
 - COORDINATE NEW LIGHTING POLE LOCATIONS & WIRING REQUIREMENTS WITH 'MUSCO' REP & OWNER.
 - CONFIRM FINAL ELECTRICAL HAND HOLE LOCATIONS WITH 'MUSCO' REP & OWNER.
 - CONFIRM FINAL LIGHT CONTROL SWITCH LOCATION WITH 'MUSCO' REP & OWNER.



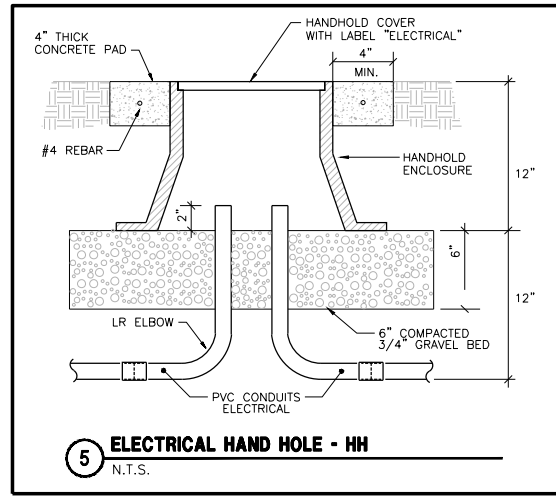
1 SITE ELECTRICAL PLAN



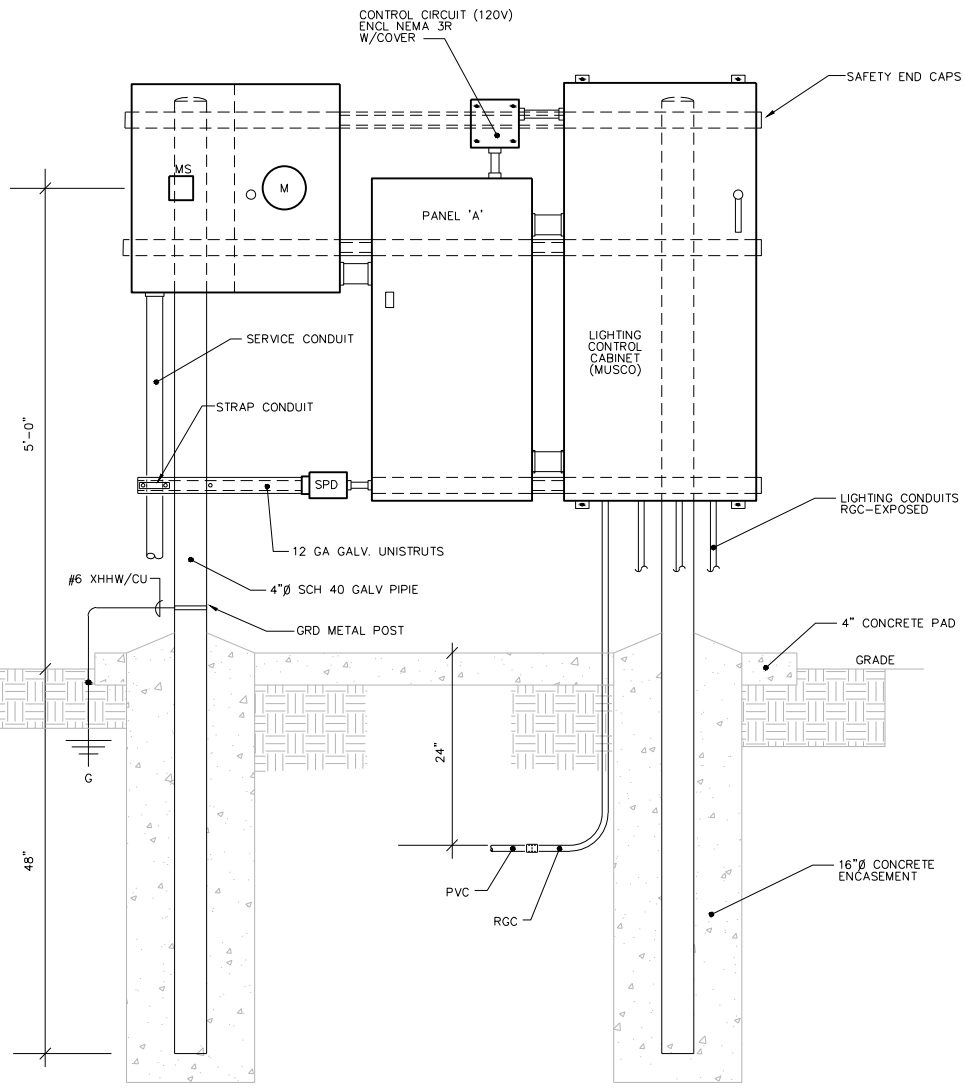
1 ELECTRIC SERVICE/DISTRIBUTION/CONTROL CAB PLAN
N.T.S.



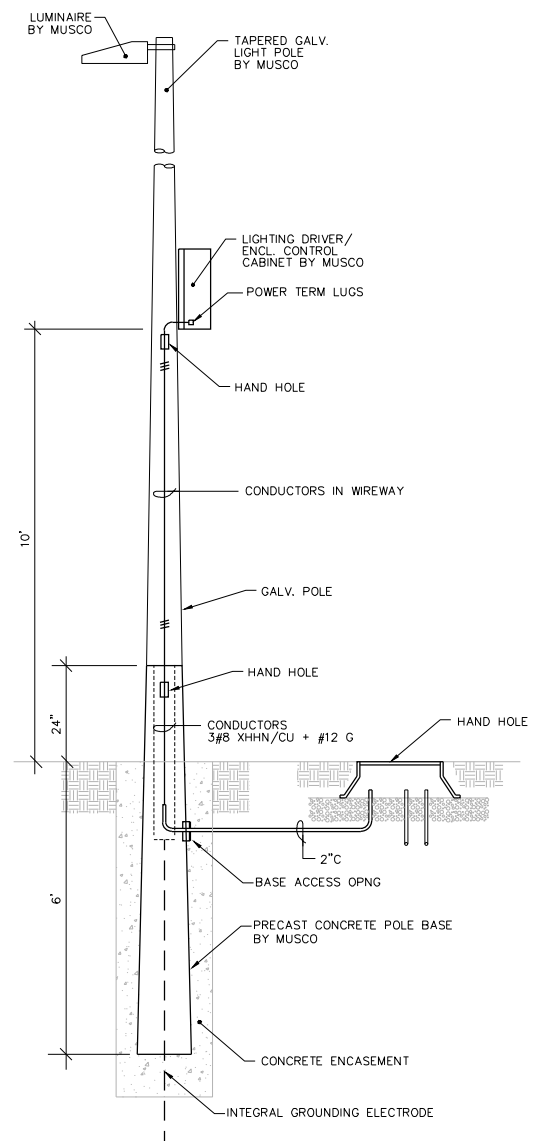
3 TYPICAL HAND HOLE - LIGHT POLE DETAIL
N.T.S.



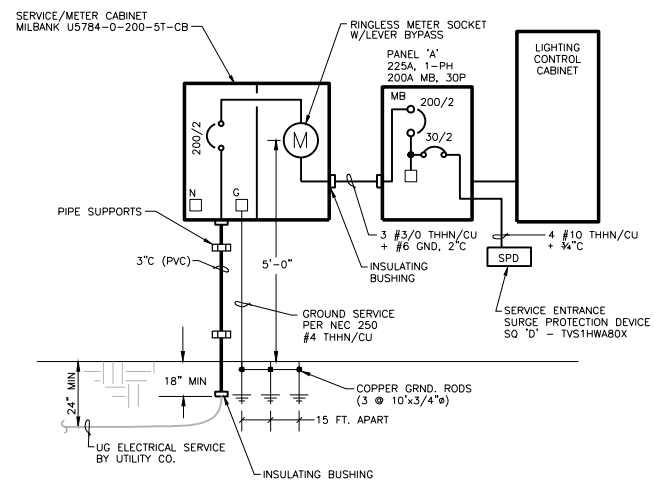
5 ELECTRICAL HAND HOLE - HH
N.T.S.



2 ELECTRIC SERVICE/DISTRIBUTION/CONTROL CAB ELEVATION
N.T.S.



4 LIGHT POLE WIRING DETAIL
N.T.S.



6 ELECTRICAL SERVICE RISER - MG&E
200 AMP 1-PHASE/3-WIRE 120/240 VOLT

AMPS		VOLTS		PHASE		CIRCUIT		PHASELOADS		CIRCUIT		DESCRIPTION		BRKR	
A	P	A	P	A	P	NO.	WATT	A	B	NO.	WATT	A	P	A	P
20	2	LT POLE P3	700	1	1400	2	700	LT POLE P1		20	2				
-	-	LT POLE P3	700	3	1400	4	700	LT POLE P1		-	-				
20	2	LT POLE P4	700	5	1400	6	700	LT POLE P2		20	2				
-	-	LT POLE P4	700	7	1400	8	700	LT POLE P2		-	-				
20	1	CONTROL XFMR	300	9	300	10	-	FUTURE POLES		-	-				
						11	-	FUTURE POLES							
						13	-	FUTURE POLES							
						15	-	FUTURE POLES							
						17	-	FUTURE POLES							
						19	-	FUTURE POLES							
						21	-	FUTURE POLES							
						23	-	FUTURE POLES							
						25	-	FUTURE POLES							
						27	-	FUTURE POLES							
30	2	TVSS	-	27	-	28	-	FUTURE POLES		-	-				
-	-	TVSS	-	29	-	30	-	FUTURE POLES		-	-				
						3100	2800								

ESTIMATED DEMAND LOAD: 5900 WATTS / 24.6 AMPS TOTAL CONNECTED LOADS: 5900 WATTS / 24.6 AMPS

City of Madison
Department of Public Works
PARKS DIVISION
City-County Building, Suite 104
210 Martin Luther King, Jr. Blvd.
Madison, WI 53703

play
MADISON PARKS



17 Applegate Court, Suite 200
Madison, WI 53713
Phone: (608) 288-9260
email: hein@heinengrp.com

PROJECT:
PENN PARK
2101 FISHER STREET
MADISON, W

PENN PARK BASKETBALL COURT LIGHTING

Although every effort has been made in preparing these plans and checking them for accuracy, the contractor and subcontractors must check all details and dimensions of their trade and be responsible for the same.

ITEM: BID SET DATE: 02-09-2023

PUBLIC WORKS PROJECT #:
9327

SHEET TITLE:
UTILITY PLAN - ELECTRICAL SERVICE DETAILS

SHEET NUMBER:

E2